

SINEAX B 840

Power pack for 2-wire transmitters

Carrying rail housing P13/70



Application

The power supply unit SINEAX B 840 provides the DC power supply for 2-wire transmitters. Depending on the device execution there are 2 or 4 power supply outputs available. Each power supply output is monitored by a green LED. The corresponding green LED is continuously lit when the measuring / supply circuit is closed.

Features

- Up to 4 input circuits:
4 ... 20 mA, 24 V DC
- Electrical isolation between power supply and input circuits
- Power supply values monitoring by green LED's

Technical data

Input circuit (MSK)

Signal range: 4...20 mA with 2-wire transmitter
Supply voltage: Input circuit
24 V DC \pm 7%
Current limiter \leq 30 mA

Power supply \rightarrow

Nominal voltage: 24 V AC, \pm 10%, 50/60 Hz
115 V AC, \pm 10%, 50/60 Hz
230 V AC, \pm 10%, 50/60 Hz
Power input
 \leq 5 VA with 2 outputs
 \leq 10 VA with 4 outputs

Safety

Protection class: II (protection isolated, EN 61 010)
Housing protection: IP 40 (test wire, EN 60 529)
Terminals protection: IP 20 (test finger, EN 60 529)
Pollution degree: 2
Installation category: III
Rated insulation voltage (versus earth): 230 V power supply
40 V output

Installation data

Mechanical design: Housing P13/70
Material of housing: Lexan 940 (polycarbonate),
flammability Class V-0 acc. to UL 94,
self-extinguishing, non-dripping, free
of halogen



Fig. 1. Power pack SINEAX B 840 in housing P13/70 clipped onto a top-hat rail.

Mounting position: Any
Mounting: For snapping onto top-hat rail
(35 x 15 mm or 35 x 7.5 mm) acc. to
EN 50 022
Weight: Approx. 0.4 kg with 4 outputs

Electrical connections

Connection: Screw-type terminals with indirect
wire pressure
Permissible cross section
of the connection leads: \leq 4.0 mm² single wire or
2 x 2.5 mm² fine wire

Environmental conditions

Operating temperature: - 10 to + 55 °C
Storage temperature: - 40 to + 70 °C
Relative humidity of
annual mean: \leq 75%

Table 1: Standard versions

The following power pack versions are available as standard versions. It is only necessary to quote the **Order No.:**

Number of power outputs	Power supply 50/60 Hz	Order No.
4 power outputs	24 V AC	147 464
	115 V AC	147 472
	230 V AC	147 480

SINEAX B 840

Power pack for 2-wire transmitters

Electrical connections

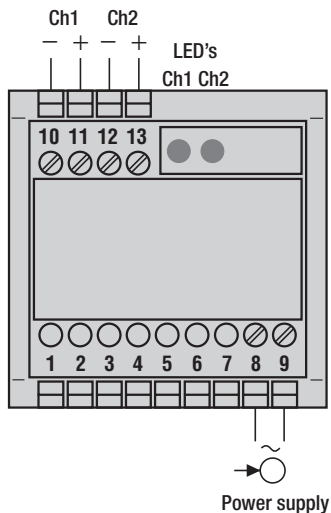


Fig. 2. Power pack with 2 outputs.

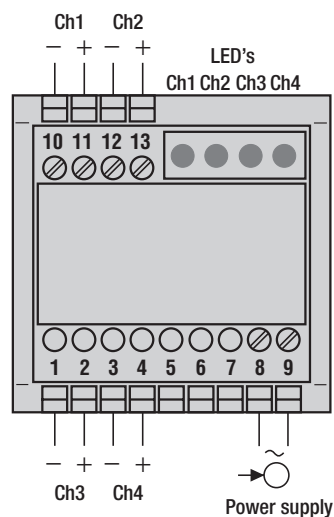


Fig. 3. Power pack with 4 outputs.

Standard accessories

1 Operating Instructions in two languages: German, English

Spare parts

Description	Order No.
Operating Instructions B 840 Bd-e	147 521

Dimensional drawing

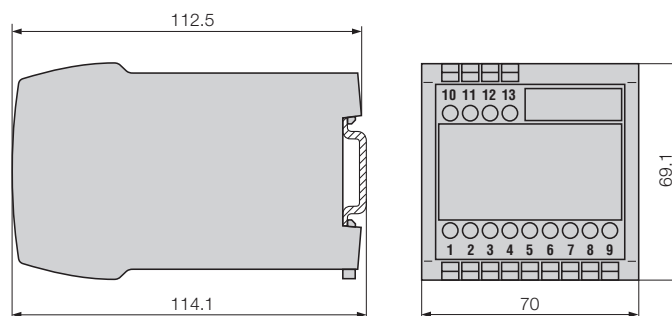


Fig. 4. SINEAX B 840 in housing **P13/70** clipped onto a top-hat rail (35 × 15 mm or 35 × 7.5 mm, acc. to EN 50 022).