

www.mod-tronic.com | sales@mod-tronic.com | 1-800-794-5883

Mercotac[®]

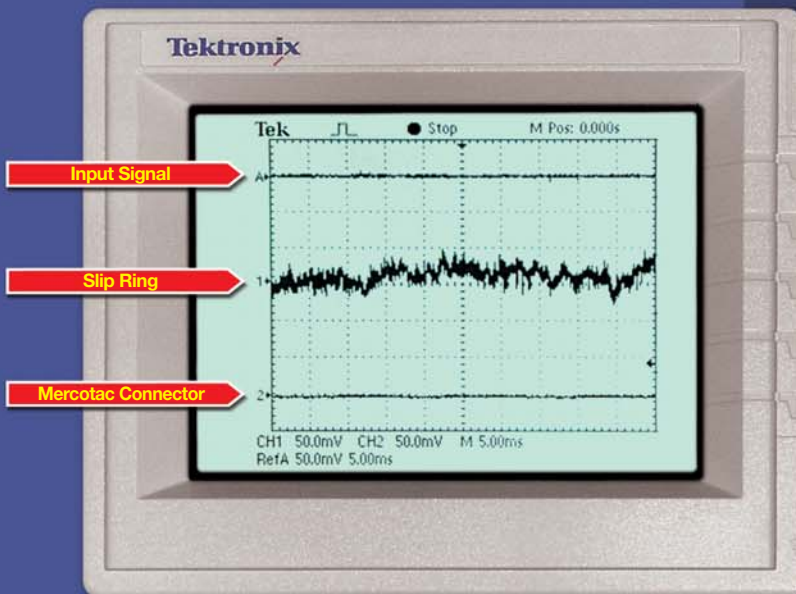
Superior Connections for a World in Motion



C
A
T
A
L
O
G

Do you want a superior connection or an ordinary slip ring?

The choice is yours.



- Superior to Conventional Slip Rings
- Extremely Low Electrical Noise
- Less Than One Milliohm Resistance
- Durable, Compact, Low Cost

There are many ways you will profit by using Mercotac connectors:

Slip rings require maintenance and lose signal quality over time due to wear and debris. **Mercotac connectors are maintenance free, do not degrade the signal over time and last much longer than slip rings.**

Slip rings introduce electrical noise into the signal being transmitted. **Mercotac connectors transmit with near zero electrical noise, thus the same connector can be used for power and signal transmission.**

Slip rings typically last several million revolutions. **Mercotac connectors typically last hundreds of millions of revolutions. In many applications they can last over a billion revolutions.**

Though superior in performance and durability, **Mercotac connectors cost less than slip rings** of comparable capacity.

The above **superior performance is possible** because of the unique design feature of Mercotac connectors: the electrical conduction path is a liquid metal that is molecularly bonded to the contacts. This creates a connection that is constant and unchanged for the life of the connector.

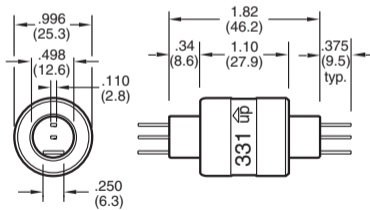


Rotating Electrical Connectors
Superior Connections for a World in Motion

3 Conductors, Combination 4 Amp & 30 Amp

Model 331

MODEL NO.	CONDUCTORS	DESCRIPTION	VOLTAGE AC/DC	AMP RATING AT 240 VAC	MAX FREQ. MHz	CONTACT RESISTANCE	MAX OP. RPM	TEMPERATURE Max. F (C) / Min. F (C)	ROTATION Torque (gm-cm)	CIRCUIT SEPARATION
331	3	Standard Model	0-250	2 @ 4/1 @ 30	100	<1m?	1800	140(60)/-20(-29)	200	>25M?
331-SS	3	Stainless Steel Bearing	0-250	2 @ 4/1 @ 30	100	<1m?	1800	140(60)/-20(-29)	200	>25M?



Inch
(mm)

Accessories



55251 Terminal
16-14 AWG
(qty. 1 included)



57230 Boot Kit
For dust
and splash
protection
IP51



55250 Terminal
16-14 AWG (qty. 1 included)



55110 Terminal
22-18 AWG (qty. 4 included)

Terminals for other wire gauges available.

MOUNTING

- Mercotac connectors may be used in any position between vertical and 90 horizontal. The UP arrow should not point below horizontal.
- The models 110, 110-T, 205, and 305 Mercotacs use the knurled receptacle inserted into the rotating member for mounting. This receptacle holds the Mercotac connector.
- Larger Mercotac connectors use either the body or the plastic collar for mounting to the rotating member.
- In horizontal applications, mount the connector with the body rotating to reduce mechanical loads on the bearing.
- Limit mounting eccentricity to a maximum of .005" TIR.
- Mercotac connectors are not designed to carry mechanical loads. One end should be allowed to float, attached only by the connecting wires.

CONNECTION

- Use stranded wires of ample length and flexibility for the Mercotac connection in order to avoid mechanical loads.
- Terminal Accessories are push-on quick disconnects which crimp onto the connecting wires and push onto the Mercotac connector tabs.
- Do not solder wires to the connector or bend tabs as such misuse will cause connector failure and void the warranty.
- Provide overload protection to the electrical circuit containing the Mercotac connector.
- If wire wrapping occurs from too much connector torque, it is suggested to use a torque arm positioned to float against a fixed stop.

TEMPERATURE

- Provide thermal insulation where necessary to prevent the Mercotac temperature from exceeding 140F (60C). Mercotac connectors contain plastic materials which are sensitive to heat.
- Overheating will cause connector failure and voids the warranty.

VIBRATION/ SHOCK

- Vibration or mechanical shock will reduce connector life or cause failure.
- If vibration or shock is present, we suggest a flexible isolating mounting.

FOOD APPLICATIONS

- Mercotac connectors are factory sealed but do contain mercury and other fluids.
- As a precaution, a protective housing is suggested to isolate the rotating connector from the food product.

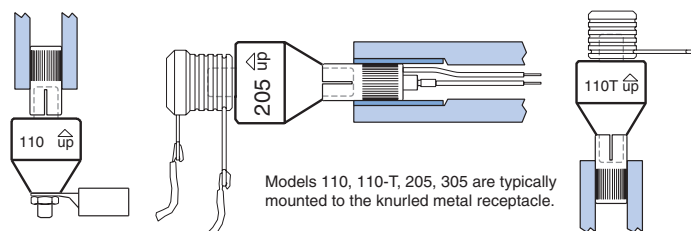
BOOT KIT

- The boot kit is not watertight or intended for waterproofing but is designed to give protection to the wire terminals from splashing water or dust. The protection rating is IP51.

RECYCLING

Mercotac connectors contain mercury and should not be disposed of in the trash but only through mercury recycling programs. Mercotac Inc. offers a mercury recycling service for this purpose. Ship spent connectors to our Carlsbad facility by UPS ground enclosed in a plastic bag. Include paperwork stating, "for recycling" with your company name, phone and fax numbers. Do not send through the US mail.

Suggested Mounting Methods



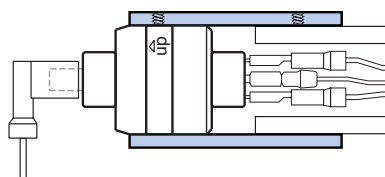
Models 110, 110-T, 205, 305 are typically mounted to the knurled metal receptacle.

Receptacle Mount Hole Dimensions

MODEL	HOLE DIAMETER Ø	DEPTH
591, 592, 5920, 594	.283" (7.19)	.35" (8.89)
593	.408" (10.36)	.35" (8.89)

*Inch (mm) Tolerances Ø +.001" (+.025")
-.000 (-.000)*

Typical Body Mount

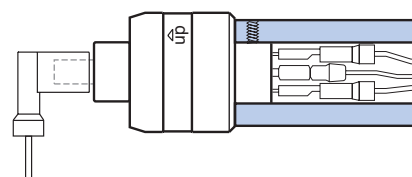


Body Mount Hole Dimensions

MODEL	HOLE DIAMETER Ø	DEPTH*
230, 331	.998" (25.35)	.80" (20)
330, 430, 1250	1.248" (31.70)	.80" (20)
630	1.575" (40.00)	.80" (20)
435, 830	1.772" (45.00)	.80" (20)

*Inch (mm) Tolerances Ø +.001" (+.025")
-.000 (-.000)*
*Minimum additional depth for disconnects clearance 1.4" (35.5)

Typical Collar Mount

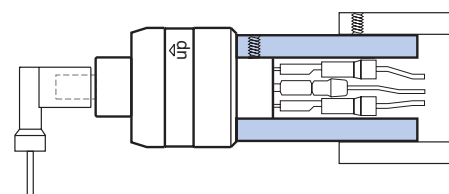


Collar Mount Hole Dimensions

MODEL	HOLE DIAMETER Ø	DEPTH*
230, 331	.500" (12.70)	.40" (10)
330, 430	.625" (15.88)	.40" (10)
430 w/plug	.625" (15.88)	1.40" (36)
630	.875" (22.23)	.40" (10)
830	1.125" (28.58)	.40" (10)
435	1.250" (31.75)	.80" (20)
1250 Stud	3/8"-16 UNC	.81" (20.5)
1250-M Stud	10X1.5 metric	.81" (20.5)

*Inch (mm) Tolerances Ø +.001" (+.025")
-.000 (-.000)*
*Minimum additional depth for disconnects clearance 1.4" (35.5)

Insulating Collar Mount



Mounting with an insulating collar may be required to insulate connector from conducted heat. Soft-mounting with rubber type material is needed if unit will be subjected to vibration.